

# Video Splitter

---

USER MANUAL

**VS-134**

## **FCC INFORMATION**

**NOTE:** This equipment has been tested and found to comply with the limits for a Class A digital device, pursuant to Part 15 of the FCC Rules. These limits are designed to provide reasonable protection against harmful interference when the equipment is operated in a commercial environment. This equipment generates, uses and can radiate radio frequency energy and, if not installed and used in accordance with the instruction manual, may cause harmful interference to radio communications. Operation of this equipment in a residential area is likely to cause harmful interference in which case the user will be required to correct the interference at his own expense.

# VS-134 USER MANUAL

## PACKAGE CONTENTS

The VS-134 Video Splitter package contains the following items:

- ◆ 1 VS-134 Video Splitter
- ◆ 1 AC 9V Power Adapter
- ◆ 1 User Manual\*

Check to make sure that all the components are present and that nothing got damaged in shipping. If you encounter a problem, contact your dealer.

Read this manual thoroughly and follow the installation and operation procedures carefully to prevent any damage to the unit, and/or any of the devices connected to it.

---

\* Features may have been added to the VS-134 since this manual was printed. Please visit our website to download the most up-to-date version of the manual.

---

Copyright © 1999–2008 ATEN® International Co., Ltd.  
Manual Part No. PAPE-XXXX-XXXX  
Manual Date: 2008-06-11

ATEN and the ATEN logo are trademarks of ATEN International Co., Ltd. All rights reserved. All other trademarks are the property of their respective owners.

## OVERVIEW

The VS-134 Video Splitter is a boosting device to duplicate the video signal from one source to four outputs, and is ideal for any monitor using analog signals. The VS-134 also extends the transmission distance up to 65 m (210 feet) making it excellent for public broadcast systems.

To transmit multiple, high quality, VGA, SVGA or Multisync video signals over long distances without hassle, the VS-134 is your best choice.

Other useful applications for the Video Splitter include:

Financial: The remote display of stock market information.

Education: The remote display of lectures and lessons to lecture halls and classrooms.

Business: The remote display of addresses to overflow rooms; video conferencing; and demos.

## FEATURES

- ◆ Duplicates Video Signals to Four Outputs
- ◆ Long Distance Transmission - Up to 65 m (210')
- ◆ Daisy Chainable
- ◆ Supports 350 MHz Bandwidths
- ◆ Supports XGA, VGA, SVGA, and Multisync Monitors
- ◆ High Resolution Video - Up To 1920 x 1440
- ◆ Supports one XGA Port (Video Out 1)
- ◆ DDC Compatible\*

---

\* If you connect a DDC type monitor to Video Out 1, all other monitors must be able to support the highest video resolution that the DDC monitor can provide.

---

## HARDWARE REQUIREMENTS

- ◆ One or more XGA, SVGA, VGA, and/or Multisync compatible analog monitor(s) with standard PC high density cables having 15 pin D type male connectors.
- ◆ Computer with one XGA, SVGA, VGA, and/or Multisync analog video port having a standard PC 15 pin D type female connector.

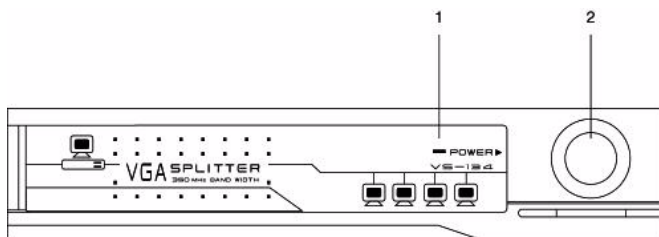
---

**Note:** 1. This product is not suitable for CGA, EGA, or Monochrome monitors that use a digital video signal.

2. UL-2919 rated cable is recommended for the best video quality.

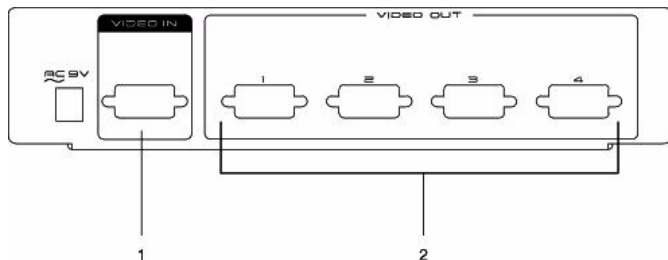
---

## FRONT VIEW



No.	Component	Description
1	Power LED	Lights to indicate the unit is connected to a power source and is receiving power.
2	Power Switch	

## REAR VIEW



No.	Component	Description
1	Video In Port	The VGA cable that connects the unit to the computer's video output port plugs in here.
2	Video Out Ports	The monitors that display the video signal from the computer plug in here.



# INSTALLATION

## STANDALONE INSTALLATION

Setting up the Video Splitter is simply a matter of plugging in the cables. Refer to the diagram as you follow the step by step directions below:

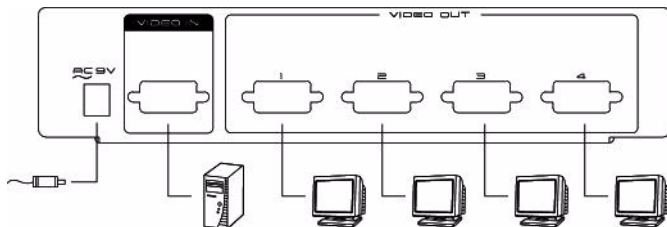
1. Make sure that the computer and monitors you are using for the installation are all powered Off.
2. Plug the female end of a male to female VGA cable into the Video Splitter's Video In port; plug the male end of the cable into the computer's video output port.

---

**Note:** The VGA cable does not come with the package. It must be purchased separately: (Part No. 2L-2401).

---

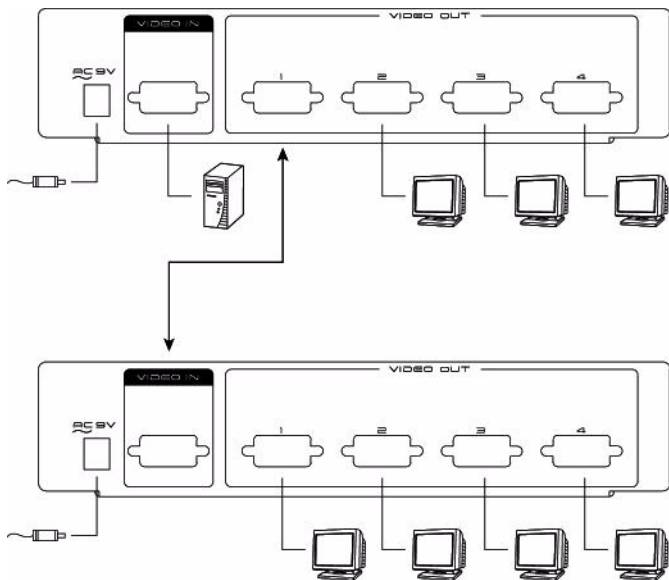
3. Plug the monitor cables into any available Video Out port.
4. Plug the power adapter (supplied with this package) into an AC source; plug the adapter's power cable into the Video Splitter's AC 9V Power Jack.
5. Power On all equipment.



## CASCADING

To provide video display for more monitors, additional VS-134s can be cascaded. Use a high density HDB-15 male/female video extender cable (Part No. 2L-2401), to connect any available *Video Out* port on the higher level Video Splitter to the *Video In* port of the lower level Video Splitter.

You can cascade as many Video Splitters as there are ports available. Theoretically, there is no limit to the number of splitters that can be cascaded, but the quality will deteriorate as you get further and further away from the video signal.



## SPECIFICATIONS

Function		Specification
Connectors	Input	1 x HDB-15 Male
	Output	4 x HDB-15 Female
LEDs		1 Power Indicator
VGA Bandwidth (-3db)		350 MHz
VGA Res/Vert Freq.		1920 x 1440 @80 Hz
Signal Type		VGA, XGA, SVGA, UXGA, Multisync
Cable Distance		65 m (210ft.) (max.)
Power Consumption		AC 9V, 200mA (max.)
Housing		Plastic and Metal
Weight		1.15 kg
Dimensions (L x W x H)		22.40 x 15.20 x 5.20 cm

## **LIMITED WARRANTY**

IN NO EVENT SHALL THE DIRECT VENDOR'S LIABILITY EXCEED THE PRICE PAID FOR THE PRODUCT FROM THE DIRECT, INDIRECT, SPECIAL, INCIDENTAL OR CONSEQUENTIAL DAMAGES RESULTING FROM THE USE OF THE PRODUCT, DISK OR ITS DOCUMENTATION.

The direct vendor makes no warranty or representation, expressed, implied, or statutory with respect to the contents or use of this documentation, and specially disclaims its quality, performance, merchantability, or fitness for any particular purpose.

The direct vendor also reserves the right to revise or update the device or documentation without obligation to notify any individual or entity of such revisions, or update. For further inquires please contact your direct vendor.